

ACCESSORIES

GK-165-068 - CUTTING TORCH HOLDER

Accepts standard 1 3/8" (35 mm) cutting torches with 32 pitch rack. Supplied with calibrated angle of tilt scale and 1 1/8" (29 mm) or 1 1/2" (38 mm) square clamp.



GK-165-068 Accepts 1.280" (32.50mm) cutting torches. Supplied with calibrated angle of title scale as above.

ON/OFF GAS FLOW TOGGLE VALVE - GK-010-031-TV On/Off toggle valve for use with acetelyne torches.

GK-171-047-2 - RACK ARM - 18" (457.2 mm) long 1-1/8" (29 mm) Square Rack Arm with rack and one ends turned to 1-1/8" (29 mm) diameter.



GK-171-650 - HEAVY DUTY RACK BOX 10" (254 mm) long with adjustable nylastic bearing plugs for 1 1/8" (29 mm) square rack arm.



RIGID TRACK SECTIONS For use with the Gullco KAT® Travel Carriage Model GK-200 in most portable applications. Standard track sections are supplied in 48, 96 and 120 inch (1219, 2438 and 3048 mm) lengths complete with rack and interlocking ends.



ON/OFF MAGNET ASSEMBLIES - GK-165-215 feature two powerful magnets each with 150 lbs (45 kg.) of holding power and on/off knob for easy installation.



GK-165-074-2 - 4 MOTION SEMI-AUTO TORCH HOLDER

Mounts on the KAT® horizontal rack arm to provide 5" (127 mm) of vertical adjustment and 360° torch rotation & two directonal angle tilt.



GK-184-200 CIRCLE CUTTING ACCESSORY Undercarriage: equipped with gear assembly that is engaged and driven by carriage gear system. This also includes a clutch that allows free-wheeling during set-up. Radius arm– 36" long with slide/lock for diameter size adjustment. Magnet/Holder for centering pin. (not shown in cover photo).

KAT®100 SERIES AUTOMATION CARRIAGE



The GULLCO® KAT®100 automation carriage is the major component of an automated system designed to improve welding and cutting applications by increasing quality and reducing the cost of operations by increasing productivity.

Operator safety is greatly enhanced by the use of GULLCO® low voltage (24 VDC) control and switch mode power supply integration. The carriage consists of a low voltage 24 VDC permanent magnet gear motor which engages the track through a set of spur gears. An easy to engage clutch lever permits free-wheeling of the carriage for rapid positioning. The carriage is designed to run on rigid KAT® track to provide stable consistent results.

KAT®100 series carriages come in 2 models to automate both welding and cutting applications along with a variety of accessories to help improve efficiency including torch positioning and movement as well as arc start integration.

The simplest in the series of KAT® mechanized automation. The 100 is designed to be an entry level carriage with simple setup, minimal control complexity and quickly integrates into a variety of welding and cutting applications.

INCREASE PRODUCTIVITY AND PRECISION
ALL POSITION WELDING AND CUTTING CARRIAGE

KAT, KBM, MOGGY, KATBAK & SAM are registered trademarks of Gullco Enterprises Limited

SPECIFICATIONS ARE SUBJECT TO CHANGE WITHOUT NOTICE

Distributed by:

GULLCO		
CANADA - GULLCO INTERNATIONAL LIMITED		
Phone: 1-905-953-4140	Fax: 1-905-953-4138	e-mail: sales@gullco.com
U.S.A - GULLCO INTERNATIONAL INC.		
Phone: 1-440-439-8333	Fax: 1-234 808-4146	e-mail: ussales@gullco.com
EUROPE - GULLCO INTERNATIONAL (U.K.) LIMITED		
Phone: +44 1257-253579	Fax: +44 1257-254629	e-mail: uksales@gullco.com
AUSTRALIA - GULLCO INTERNATIONAL PTY LIMITED		
Phone: 61 (0)7 3348 5515	Fax: 61 (0)7 3348 5510	e-mail: ausales@gullco.com
INDIA - GULLCO INTERNATIONAL INDIA PVT LIMITED		
Phone: +91-20-2551-1433	Fax: +91-20-2551-1433	e-mail: indsales@gullco.com
CHINA - GULLCO INTERNATIONAL SHANGHAI LIMITED		
Phone: +8621-50460341	Fax: +8621-50463554	e-mail: c.zhang@gullco.com
SINGAPORE - GULLCO INTERNATIONAL LIMITED		
Phone: +65-9385-4468		e-mail: benny.lim@gullco.com
LATIN AMERICA - GULLCO INTERNATIONAL LIMITED		
Phone: 55-11-99485-1336		e-mail: rogerio.macedo@gullco.com
GERMANY - ms gmbh Melchior Schweißtechnik		
Phone: +49(0)173 5437722	Fax: +49(0)208 999 38-38	e-mail: christian.mertens@ms-gmbh.com

GULLCO.COM



GULLCO.COM

SPECIFICATIONS

Speed Range: 1 – 85.5 in/min [2.5 – 217.2 cm/min] No Load Horizontal 2 - 72 in/min [5.1 – 182.9 cm/min] Full Load Vertical


Weight of Carriage: 13.2 lbs. [6 kg]

Vertical Load Capacity: 50 lbs. [23 kg]

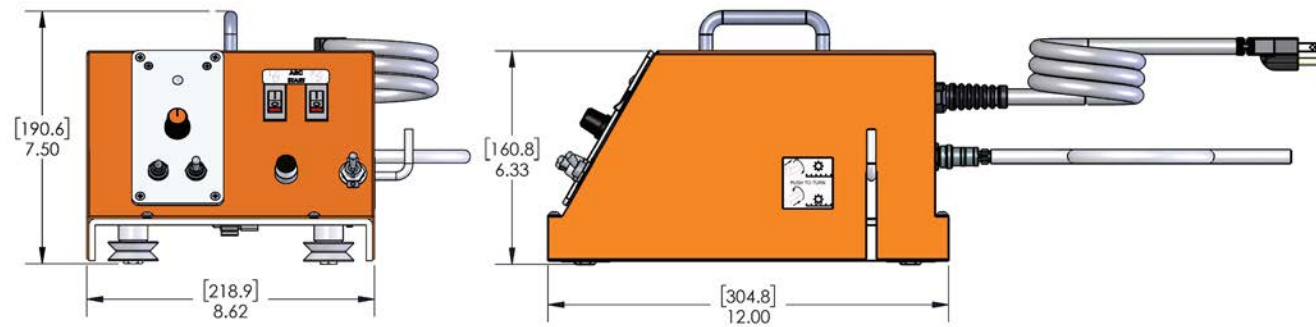
Motor: 24 VDC permanent magnet gear motor

Supply Voltage: 85 to 264 VAC, single phase, 50/60 Hz.

Complies with: CE Certification



DIMENSIONS



**KAT@100 WELDING AUTOMATION
CARRIAGE - GK-100-W**



The GK-100-W carriage is equipped with 2 auxillary ports to work in combination with the arc start cable accessory. This provides automatic starting of the welding torch and carriage movement simultaneously.

Carriage and accessories sold separately

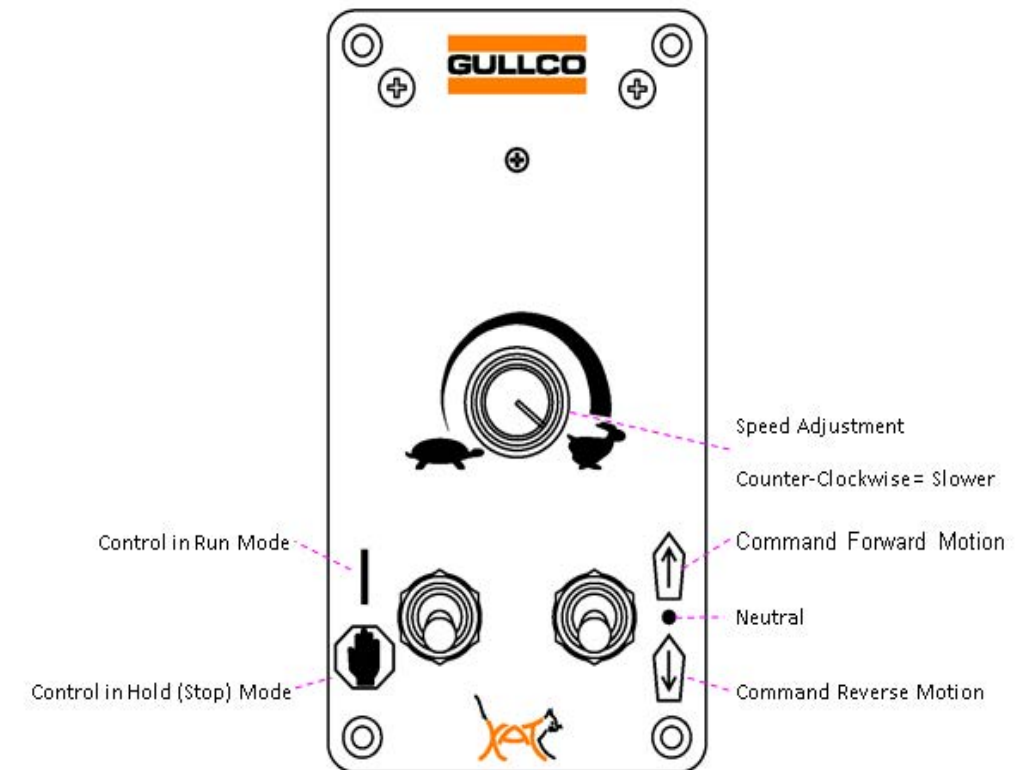
**KAT@100 WELDING CUTTING
CARRIAGE - GK-100-FC**



The GK-100-FC carriage is designed for flame cutting applications. Used in combination with the racking and gas toggle valve to make the flame ignition and carriage movement seamless.

Carriage and accessories sold separately

CONTROL



The KAT@100 series of carriages uses the GULLCO® GSP-1100 control which provides the following benefits:

- Regenerative braking to the motor when the control is put into the STOP setting. This overrides all other controls and when activated will bring the motor to a dead stop. This provides precise control over the end point of the weld or cut
- Tach feed back control to constantly monitor and correct the speed of the motor providing precise and consistent carriage speed regardless of load variance
- Forward, neutral and reverse carriage travel
- Variable speed control within the range 1 – 85.5 in/min [2.5 – 217.2 cm/min] No Load Horizontal 2 - 72 in/min [5.1 – 182.9 cm/min] Full Load Vertical
- Easily visible LED to identify when the carriage is powered on and ready for operation